



# KAWAI

## VINTAGE LEGACY

### Soundbank Manual

Software Version 1.0

EN 230427

# End-User License Agreement (EULA)


---

Use of this product is subject to the acceptance of our End User License Agreement, available [here](#).

# Table of Contents

Introduction.....	4
Concept.....	5
GUI	
Global Controls .....	6
K1u/K3u/K4u/K5u [A/B/C/D]	
Global .....	7
Edit .....	8
FX.....	9
Arp.....	10
R100u [Drums]	
Edit .....	11
Seq.....	12
FX .....	13
Presets.....	14
Links.....	21
Credits and Thanks .....	22

# Introduction



## KAWAI Vintage Legacy

### Gems of the Rising Sun

KAWAI Vintage Legacy is a collection of 5 instruments, featuring hand-crafted synthesizers and a drum module, created for music production of any style. Based on vintage KAWAI synthesizers from the 1980s, these instruments may not be as well-known today, but their sounds feature a distinct character and unique edge that make them a true hidden gem for today's producers and composers.

Each of the included instruments takes inspiration from classic KAWAI hardware, including the K1, K3, K4, K5, XD5 and R100. Each features its own individual sound and synthesis method, from the K1's digital PCM waveforms to the K3's hybrid analog approach, to the additive synthesis of the K5, these instruments offer a massive range of creative options for sound designers and producers, meanwhile the R100/XD5 drum module features a tasteful 12-bit sample engine perfect for adding a dirty, lo-fi vibe to your beats.

### Complete or Discrete

KAWAI Vintage Legacy gives you access to all included instruments (K1u, K3u, K4u, K5u, and R100u) individually, as well as in a monolithic "multi" instrument, combining four synth layers of your choice with a drum machine, for a comprehensive sonic palette - capable of anything from massive stacks to full song production.

### Fully-Editable Architecture

Each instrument includes an ADSR envelope, a multimode filter, vibrato, tremolo, and filter frequency controls that can be linked to a MIDI controller's modwheel, as well as effects including drive, bit reduction, chorus, phaser, and 3-band equalizer. Additionally, the multi version includes bus effects, along with 2 configurable delays and reverbs available as send effects from any of the 4 synth layers or the drum machine. Finally, all instruments feature a powerful arpeggiator for added creativity.

KAWAI Vintage Legacy is a powerful and unique collection of instruments that offer a wide range of synthesis approaches and sounds. Whether you're looking to add some lo-fi grit, create new textures, or simply explore the sonic possibilities of these classic synthesizers, KAWAI Vintage Legacy is a fantastic complement on your musical journey.

### Minimum System Requirements

- Latest version of UVI Workstation or Falcon
- 28.05GB of disk space

For more information on the installation process, please refer to the document: [Soundbank Installation Guide](#)

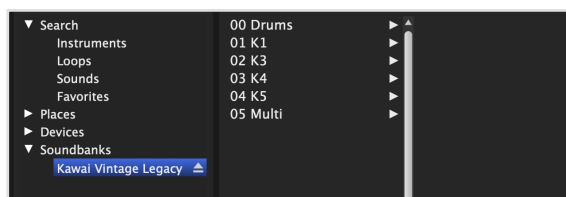
## Concept



KAWAI Vintage Legacy includes 5 individual instruments:  
**K1u, K3u, K4u, K5u and R100u**

A unified **Multi Instrument** includes all of them, with 4 custom synth slots (A-D) and Drums for a total of 5 instruments plus effects.

Preset categories 00-04 are built with the **Individual Instruments**. Preset category 05 is built with **Multi Instrument**.



### R100u



Based on the KAWAI R100, the first digital drum machine released by KAWAI in 1987. It features 24 basic sounds and eight individual outputs. KAWAI used a 12-bit PCM format and a 32kHz sample rate when recording the samples, resulting in impressive sound quality for its time. The R100 used for KAWAI Vintage Legacy was customized with additional EPROMs, each loaded with modern and acoustic sounds, resulting in a much-improved palette—all with the authentic hardware sound. The R100u also includes a large selection of sounds created with another hidden gem from KAWAI, the XD5 Drum Synthesizer.

### K1u



Based on the KAWAI K1, a lo-fi and entry-level digital synth released in 1988. Featuring 256 16-bit PCM samples and DC (Digital Cyclic) waveforms of acoustic instruments, it's perfect for creating everything from punchy and characterized synth sounds to walls of noise.

### K3u



Based on the KAWAI K3, a 6-voice digital synthesizer released in 1986. The K3 uses some of the same technology as the K1 (Digital Wave Memory sound generator system) but features analog filters and envelopes, and even envelopes for the filters! We love its gritty wavetable engine, and using (sometimes abusing) the resonant filter.

### K4u



Based on the KAWAI K4, a digital synthesizer released in 1989. The K4 is a PCM wavetable synthesizer, used widely in a number of '90s electronic music styles. The sound system is called Digital Multi Spectrum sound generator. It features 16-bit PCM samples with DC (Digital Cyclic) waveform of acoustic instruments and a digital filter section, making it both deeply configurable and extremely capable.

### K5u



Based on the KAWAI K5, a digital synthesizer released in 1987. It features an additive synthesis engine (ADD), allowing users to design sounds by way of 127 harmonic levels. The K5 is also 15-part multi-timbral, allowing sounds to be split, layered, overlapped and detuned to create massive sounds or ensembles.

#### Common Architecture

All instruments in KAWAI Vintage Legacy share the same layout and base functionality, making it seamless to switch between instruments and stay focused on the sound. ADSR envelopes over amplitude and multimode filter, pitch and voice controls including unison, vibrato, tremolo, and a filter LFO all controllable by modwheel, an effects section with drive, redux, chorus, phaser and eq, and a powerful 64-step phraser/arpeggiator with scale quantization. Altogether you have complete control and creative flexibility.

## Global Controls



### 1 ► Part Controls

- » **Part Switch**  
Click the button [Drums/A/B/C/D] to navigate to each part's editor page
- » **Solo**
- » **Mute**
- » **Volume**
- » **VU Meter**
- » **Pan**

### 2 ► FX Page

Switch to the Master FX page (includes controls for all Send effects and global bus effects)

### 3 ► Master Volume

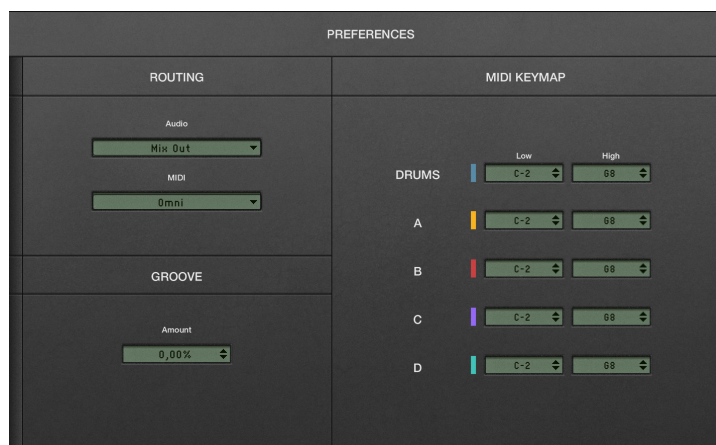
Set the global output level with VU

### 4 ► Hold

Activate Hold mode to infinitely sustain all notes currently open or subsequently recieved. Disable to turn off held notes.

### 5 ► Preferences

Click to open the preferences panel



#### » Routing

##### Audio Configuration

**Mix Out:** All layers sum to a stereo mix

**Multi Out:** Individual outs with eff

- » MIX Main Out (FX only)
- » Drums Out 2
- » A Out 3
- » B Out 4
- » C Out 5
- » D Out 6

##### MIDI Configuration

**Omn:** All layers receive all MIDI channels

**Split:** Drums and A-D are sequentially mapped to MIDI channels 1-5

#### » Groove

Set the amount of groove

#### » MIDI Keymap

Set the range of notes that each layer will respond to



## K1u/3u/4u/5u (A/B/C/D) - Globals



### 1 ▶ Preset Menus

- » **Presets** - Change presets with browser or by using the [←] [→] buttons



**Source:** Choose the specific instrument or all instruments' presets

**Preview:** Enable to soft-load selected sounds without changing the current layer preset

**OK:** Load the selected preset

**Cancel:** Close the browser without change

- » **Load** - Click to load a user preset
- » **Save** - Click to save a new preset
- » **Parameter Lock** - Locks all parameters, use to preserve your current settings while changing presets

### 2 ▶ Sends

- Set the send level of the send effects:  
Reverb A and B, Delay A and B  
Note: Multi mode only

### 3 ▶ Arpeggiator

- » **On** - Enable the arpeggiator
- » **Edit** - Switch to the arpeggiator edit page

### 4 ▶ Edit / FX page

- » **Edit** - Switch to the sound edit page
- » **FX** - Switch to the effects page

### 5 ▶ Modulations

- 3 per-layer audio effects set to respond to your MIDI keyboard's modwheel or note velocity for expressive control

- » **Power** - Toggle the effect on/off
- » **Speed** - Set the LFO speed
- » **Depth** - Set the LFO depth
- » **Wheel** - Toggle Modwheel control on/off

## K1u/3u/4u/5u (A/B/C/D) - Edit



### 1 Edit

Click to switch to the Edit page

### 2 Amplitude

- » **Attack** - Adjust the amp attack time
- » **Decay** - Adjust the amp decay time
- » **Sustain** - Adjust the amp sustain level
- » **Release** - Adjust the amp release time
- » **Level** - Adjust the level of the samples
- » **Velocity** - Adjust the velocity sensitivity
- » **Vel > Timbre** - Adjust the velocity amount, route to the timbre control
- » **Curve** - Adjust the velocity curve

### 3 Filter

- » **Power** - Enable multi-mode filter
- » **Filter Mode** - Select between LP, BP or HP filter shapes
- » **Attack** - Adjust the filter attack time
- » **Decay** - Adjust the filter decay time
- » **Sustain** - Adjust the filter sustain level
- » **Release** - Adjust the filter release time
- » **Cutoff** - Set the filter cutoff frequency
- » **Resonance** - Set the filter resonance amount
- » **Drive** - Set the filter drive amount
- » **ADSR > Depth** - Set the filter envelope depth
- » **Vel > Cutoff** - Adjust the velocity amount, route to the cutoff control
- » **Wheel > Depth** - Adjust the modwheel amount, route to the filter envelope depth control

### 4 Pitch & Voice

- » **Octave** - Adjust the pitch in Octaves
- » **Semitone** - Adjust the pitch in Semitones
- » **Color** - Shifts color based on adjacent samples
- » **Play Mode** - Select the triggered notes play mode:  
*Polyphonic*: Multiple notes can be played at once  
*Poly. Portamento*: Glide from previous notes to current one  
*Mono Retrigger*: Only the last triggered note will be played  
*Mono Portamento*: Glide from previous note to current one
- » **Glide** - Set the glide time in portamento play mode
- » **Stereo Mode** - Select the stereo mode  
Off (None) / Alternate Pan / Unison
- » **Spread** - Adjust the stereo width
- » **Detune** - Unison layer detune amount [Unison mode only]



## K1u/3u/4u/5u (A/B/C/D) - FX



### 1 ► FX

Click to switch to the FX page

### 2 ► Drive

- » **Power** - Toggle the effect on/off
- » **Amount** - Set the drive amount
- » **Tone** - Adjust the tone (brilliance) of the drive signal

### 3 ► Redux

- » **Power** - Toggle the effect on/off
- » **Frequency** - Set the resampling frequency (sample rate)
- » **Bit Depth** - Set the resampling bit depth
- » **Mix** - Adjust the effect balance

### 4 ► Chorus

- » **Power** - Toggle the effect on/off
- » **Speed** - Set the effect modulation speed
- » **Depth** - Set the effect modulation depth
- » **Edge** - Set the effect feedback amount
- » **Mix** - Adjust the effect balance

### 5 ► Phaser

- » **Power** - Toggle the effect on/off
- » **Speed** - Set the effect modulation speed
- » **Feedback** - Set the feedback amount
- » **Mix** - Adjust the effect balance

### 6 ► EQ

- » **Power** - Toggle the effect on/off
- » **Gain (High/Mid/Low)** - Set the gain amount of the band
- » **Frequency** - Set the frequency of the Mid band

### 7 ► Reverb

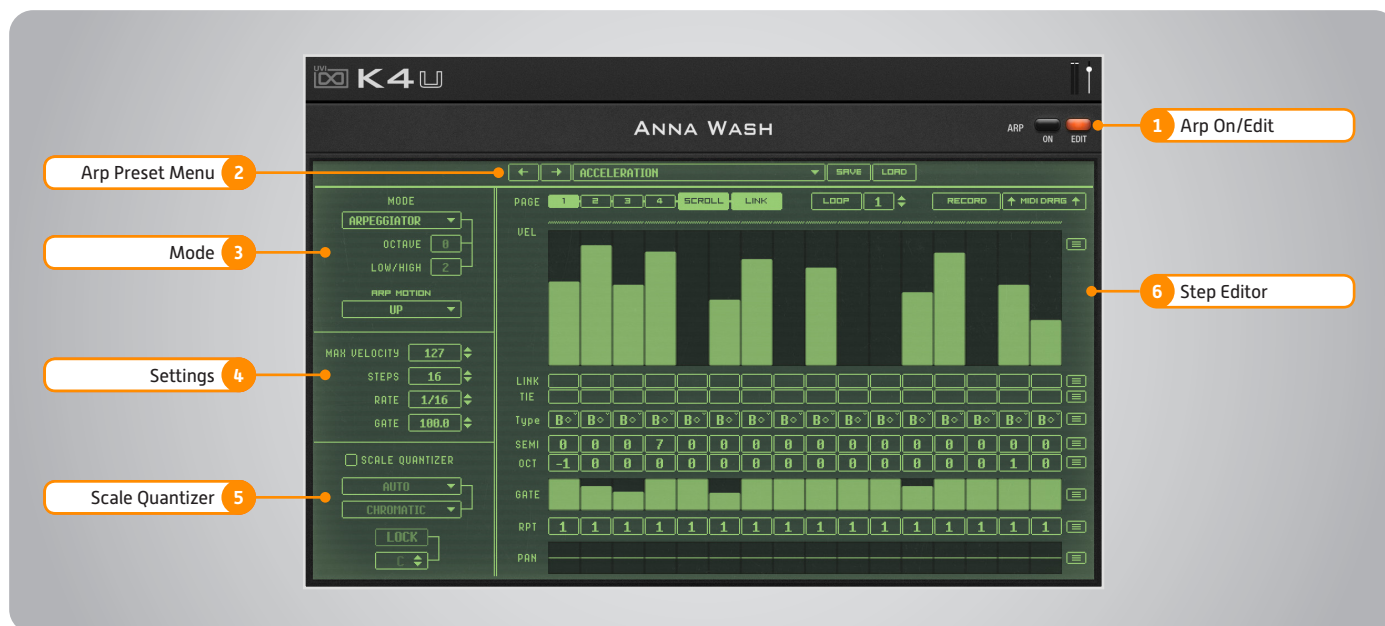
- » **Power** - Toggle the effect on/off
- » **Mix** - Adjust the effect balance
- » **Size** - Set the reverb room size
- » **Decay** - Set the reverb decay time
- » **Low/High Decay** - Multiplies the decay time (-/+ ) for the low and high frequencies

### 8 ► Delay

- » **Power** - Toggle the effect on/off
- » **Mix** - Adjust the effect balance
- » **Time** - Set the delay time
- » **Feedback** - Set the delay feedback amount
- » **Low/High Cut** - Set the delay output's Low-Pass and High-Pass filter frequencies

Note: Reverb and Delay are available in individual mode only

## K1u/3u/4u/5u (A/B/C/D) - Arp



### 1 ▶ Arp Edit

- » **On** - Click to toggle arpeggiator on and off
- » **Edit** - Click to switch to the Arpeggiator editor

### 2 ▶ Arp Preset Menu

- » **Preset** - Select the arpeggio preset by drop-down menu or [←] [→] buttons
- » **Save** - Click to save a new preset
- » **Load** - Click to load a user preset

### 3 ▶ Mode

- » **Mode** - Click to switch between Arpeggiator and Phraser mode
- » **Octave Range** - Lock the sequence in a specific octave range in Phraser mode. Click-drag the Low and High octave to set the range
- » **Arp Motion** - Click to set the arpeggio motion to up, down, up+down, or as played (Arpeggiator mode)

### 4 ▶ Settings

- » **Max Velocity** - Set the maximum velocity of the sequence (clamps step velocity value)
- » **Steps** - Set the number of steps
- » **Rate** - Set the step length
- » **Gate** - Set the global gate amount

### 5 ▶ Scale Quantizer

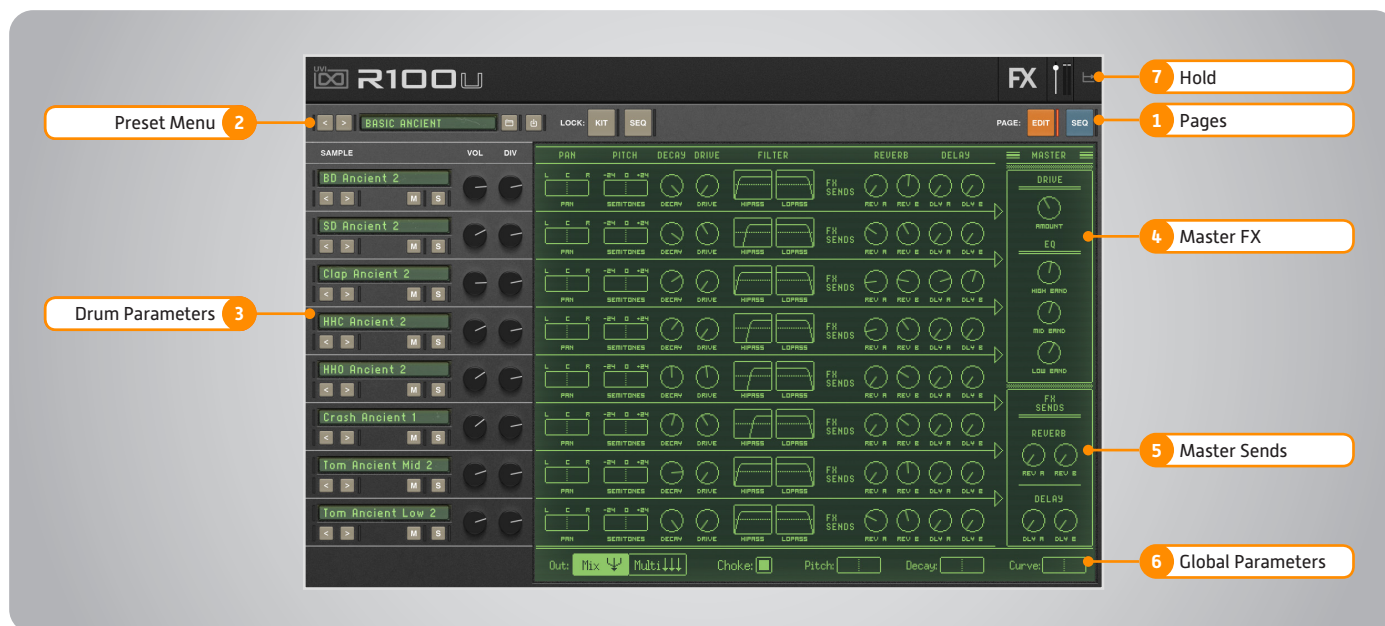
Quantizes the sequence output according to the following settings:

- » **On/Off** - Click to toggle the effect on/off
- » **Mode** - Set the quantization mode:  
**Auto:** Analyzes the current mode (major, minor) and scales the sequence accordingly  
**Manual:** Quantizes output to a user selected scale and key:  
**Scale** - Set the scale  
**Root Lock** - Click to lock the root key  
**Root Key** - Set the locked root key

### 6 ▶ Step Editor

- » **Page** - Switch between 4 16-step pages
- » **Scroll** - Enable to change pages automatically with the sequence playhead
- » **Link** - Enable to sync edits across all pages
- » **Loop** - Enable to loop playback of a single page
- » **Record** - Click to start recording incoming MIDI notes for export, click again to stop recording
- » **MIDI Drag** - Exports the recorded MIDI data, Drag the button and drop on your DAW's MIDI/Instrument track, or desktop
- » **Vel** - Click-drag to set the velocity
- » **Link** - Enable to sustain the previous step
- » **Type** - Set the step type (Basic, Harmonized, Chord or Bend) based on mode
- » **Pitch** - set the pitch value according to the Pitch Mode
- » **Octave** - Set the step octave
- » **Gate** - Set the step gate duration
- » **Repeat** - Set the step repeats
- » **Pan** - Set the step pan
- » **Menus** - Click the menu button to right side of each row to either initialize, randomize, or select a preset. Affects the visible page, or entire sequence if [Link] is enabled.

## R100u (Drums) - Edit





## 1 ► Pages

Click to switch between the Edit and Sequence pages

## 2 ▶ Preset menu

Change presets by drop-down menu or by using the [←][→] buttons

- » **Load** - Click  to load a user preset
- » **Save** - Click  to save a new preset
- » **Parameter Lock** - Lock the Kit and/or Sequence parameters [useful to preserve your settings when changing presets]

### 3 ▶ Drum Parameters

Configure each sound with the following parameters:

- » **Sample** - Change presets by browser or by using the [←][→] buttons

- » **Mute** - Mute the sound
- » **Solo** - Solo the sound
- » **Level** - Set the level
- » **Division** - Set the sequence speed
- » **Pan** - Set the stereo position
- » **Pitch** - Adjust the pitch
- » **Decay** - Set the decay
- » **Drive** - Set the drive
- » **Hi-Pass Filter** - Set the cutoff frequency
- » **Lo-Pass Filter** - Set the cutoff frequency
- » **Sends** - Send level for Reverb A, Reverb B, Delay A, and Delay B effects (configurable on 'FX' page)

#### 4 ► Master FX

- » **Drive**  
Amount - Set the drive amount
- » **Equalizer**  
Gain - Low/Mid/High Band - Set the gain amount of the band  
Frequency - Set the frequency of the middle band

## 5 ► Master Sends

Set the master send level to the send effects: Reverb A and B, Delay A and B

## 6 ▶ Global Parameters

- » **Choke** - Turn on the hi-hat choke group for slot 6 and 7
- » **Pitch** - Adjust the pitch
- » **Decay** - Set the decay
- » **Curve** - Adjust the velocity curve

**7 ► Hold**

Activate hold mode to keep playing the MIDI pattern when triggered



**MIDI Select:** Enables selecting slot via MIDI note

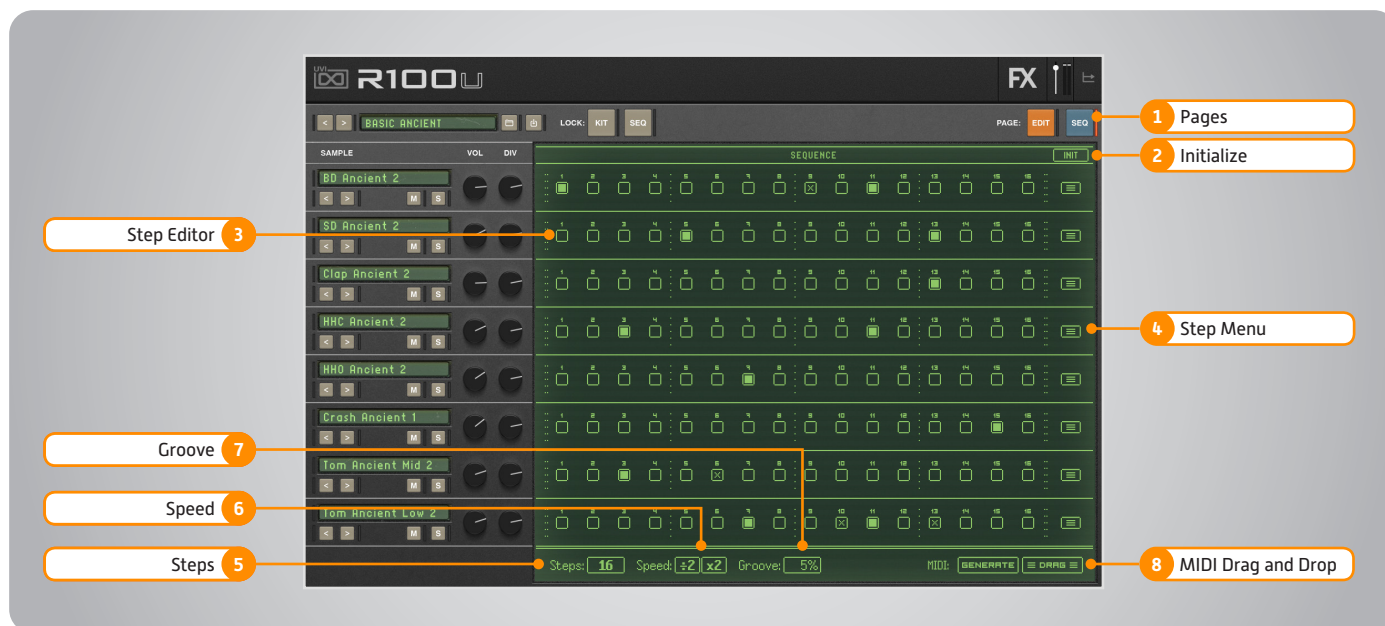
**Preview:** Enables auto-play when clicking samples

**Auto Load:** Enables the selected sample automatically load into the selected slot

**OK:** Load the sample

**Cancel:** Close the browser without saving changes

## R100u (Drums) - Seq



### 1 ► Pages

Click to switch between the Edit and Sequence pages

### 2 ► Initialize

Click to reset all step values

### 3 ► Step Editor

Click to set the step circles on (■), accent (⊠) and off

### 4 ► Step Menu

Click the menu button to right side of each row to: initialize, randomize, or select a preset

### 5 ► Steps

Set the number of steps

### 6 ► Speed

Set the global sequence speed, normal, half or double

### 7 ► Groove

Set the amount of swing

### 8 ► MIDI Drag and Drop

Click [Generate] button, then Drag the [Drag] button and drop on your DAW's MIDI/Instrument track, or desktop

### ► Additional Note Single Instrument mode

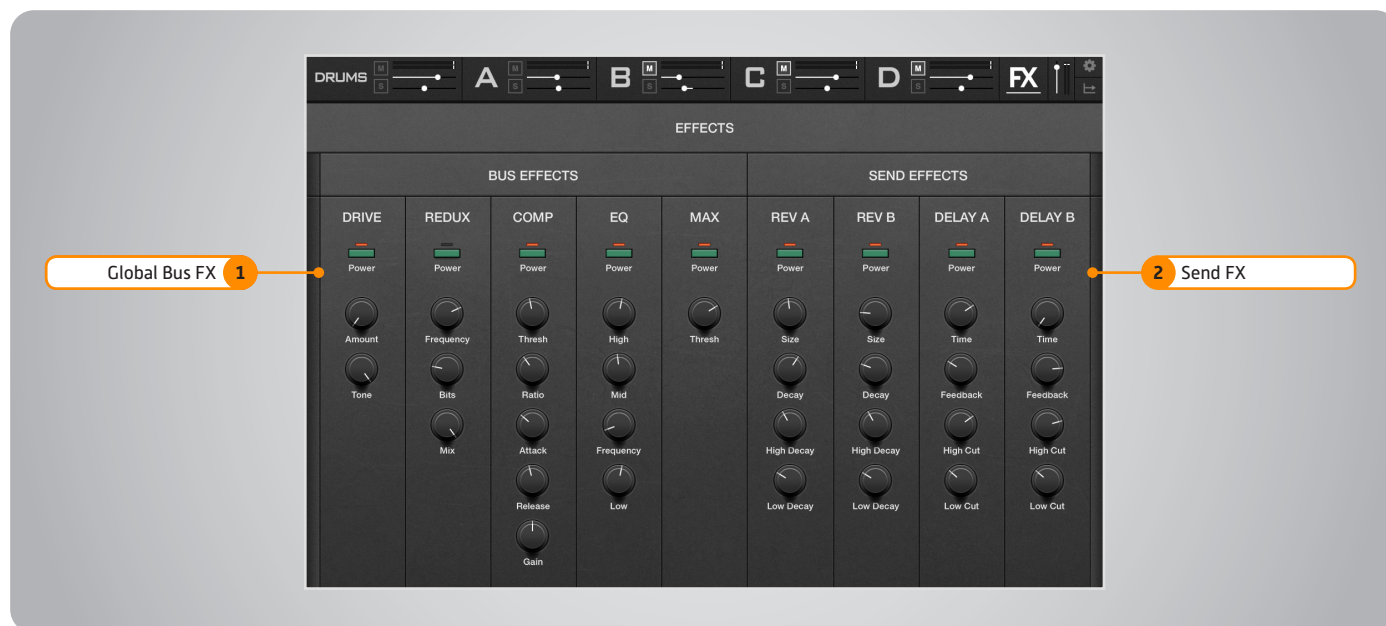
Each element can be played when loading R100u as a single instrument, in either stereo-sum or multi-out modes:



Slot	Note	Output in multi mode
1	C1	Out 2
2	D1	Out 3
3	D#1	Out 6
4	E1	Out 7
5	G1	Out 4
6	E#1	Out 5
7	A#1	Out 8
8	C#12	Out 9

\*Slot 6 and 7 are ideals for Hi-Hat

## FX



### 1 ► Global Bus FX

- » **Drive**  
On/Off - Toggle the effect on/off  
Amount - Set the drive amount
- » **Rudux**  
On/Off - Toggle the effect on/off  
Frequency - Set the resampling frequency (sample rate)  
Bit Depth - Set the resampling bit depth  
Mix - Adjust the effect balance
- » **Compressor**  
Power - Toggle the effect on/off  
Threshold - Set the level at which compression starts  
Ratio - Sets the ratio  
Attack - Set the attack time  
Release - Set the release time
- » **Equalizer**  
Power - Toggle the effect on/off  
Gain - Low/Mid/High - Set the gain amount of the band  
Frequency - Set the frequency of the Mid band
- » **Maximizer**  
Power - Toggle the effect on/off  
Threshold - Set the level at which maximizing starts

### 2 ► Send FX

- » **Reverb A/B**  
Power - Toggle the effect on/off  
Size - Set the reverb room size  
Decay - Set the reverb decay time  
Low/High Decay - Multiplies the decay time [-/+ ] for the low and high frequencies
- » **Delay A/B**  
Power - Toggle the effect on/off  
Time - Set the delay time  
Feedback - Set the delay feedback amount  
Low/High Cut - Set the delay output's Low-Pass and High-Pass filter frequencies

Note: This page is differs depending on the instrument mode:  
**Multis** - full features available  
**R100u** - send effects (reverbs and delays) only  
**Synths: K1u/K3u/K4u/K5u** - not available



## Presets - 00 Drums

### 01 80s Pop - New Wave

Basic Ancient  
Basic Contemporary  
Basic Drummer  
Basic Festive  
Basic Follow  
Basic Gadget  
Basic House  
Basic Precise  
Basic R100  
Basic Roots  
Basic SCI  
Basic Star  
Basic Straight  
Basic Timeless  
Basic Urban  
Basic Voyager

### 01 Pop - New Wave

Active Bell  
Algorithmic  
Bass Groove  
Body Move  
Check Up  
City Fever  
City Shake  
Deaf Emperor  
Discolette  
Explorer  
Fashion Victim  
Fast Enough  
Feeling Real  
Gadget  
Gentle Rapper  
Got You  
Hapinness  
Honky Tonky  
Joke Aside  
Jumpin  
Lollipops  
Muted Feeling  
New Home  
No Casio  
Pardon Sky  
Polish Way  
Pop Block  
Roller Coaster  
Runnin  
Secret Sauce  
Slow RnB  
Space Car  
Straight Lines  
The Hills  
Twelve Steps  
Week End

### 02 Modern Electronic

Alphabetic  
Anthem Beat  
Antique Rim  
Arcadia Heat  
Boiler  
Break It Down  
Cheaky Cheaky  
Chorda Saw  
Chuch Pattern  
Club Downstairs  
Clubberz  
Dark Grooves  
Deep Feeling  
Delirium  
Diplo  
Double Dutch  
Drillerz  
Euphoria  
Ex Machina  
Exploring  
Freak Hats  
Glowing Up  
Grand Slow  
Half Day  
Half Time  
House Party  
Hypothermic  
Indigo Go  
Indus Trial  
Let It Roll  
Loud Beat  
Low Syrup  
Mantinee  
Masons  
Motion Capture  
Not Moombah  
Odd Party Drop  
Papy Mucho  
Primavera  
Queens Shake  
Retrowave  
Shuffling  
Slappy Happy  
Slow Beat  
Slow Summer  
Step One  
Straight Up  
Subzero  
Synthology  
Techno Lava  
Trappist 1  
Trappist 2  
UK Garage  
Undertown  
Wrapped

### 03 Electro Funk

Break It Down  
Bright Spark  
Cheesy Hop  
Clappers  
Click Street  
Cowbelling  
Discordant  
Flammish Fellows  
Flanet Punk  
Garage Vibe  
Graffiti  
Green Bubble  
Mars Ambient  
Mars Industry  
Minimalist  
Mister Speaker  
Muddy Groovy  
Nineties  
Onward  
Raspberry  
Risky Business  
Rock It  
Roller Boots  
Rollins  
Space Drive  
Star Maniac  
Subway  
Thumpin  
Unbeating

### 04 Lo-Fi

Basic Groove  
Boatonic  
Chill Con  
Chill Wave  
Coin OP  
Counting  
Dreams Beat  
Dub-Fi  
Early Machines  
Feed The Back  
First Attempt  
Groove Extreme  
Hi Friend  
Jungoliitos  
Key Beat  
Kids Machine  
Mannequin Dance  
Midnight  
Silly Game  
Thinking  
Uptown  
Whale Call

### 05 Machine Explorations

Blueprint  
Brake Beat  
Can Kick  
Frosted Breakfast  
Japan Delight  
Lost Distorsion  
Nuclear Reactor  
Renegade  
Unsettling  
Unstable

### 06 Sampler Percussions

Battle Preparation  
Bazaar  
Cells  
Cinematica  
Conga Roll  
Cooking  
Council  
Dharma  
Far Away  
Foggy Ambiance  
Game Perc  
H8ight  
Metallica  
Moleskine  
Organic Scifi Slaps  
Pan Metal  
Shaker Factory  
Shuffle Shake  
Slow Steady  
Sneaky Time  
Timpani Groove  
Tribes  
Weird Tops  
Wooden Story



Bass	Brass	Keys	Misc	Pads	Pluck	Synth
Acoustic Bass	Blow Sax	All Road	Misc	Big Pad K1	Again Sam	Backing Syn
Electric Bass 1	Brass Section	Aluminium	Accordion 1	Dream Forest	Classical 1	Bass N Solo
Electric Bass 2	Epic Double	Brite EP	Accordion 2	Fattack Syn 1	Classical 2	Emerson
FM Bass Hard	Fat Horns	Chorus EP	Blowing 1	Fattack Syn 2	Elec Acoustic	Heavy Hitter
FM Bass Medium	Filter Glitch	Clav Hybrid	Blowing 2	Fifth Element	Flat Top	Jans Solo 1
FM Bass Soft	Flutty Brass	Cleanvinet	Chiff It	Fire Fly	Grand Pluck	Jans Solo 2
Fretless 1	French Horns	Cutting Keys	Chrysalis	Glassy	Harpish 1	K1 Polysynth 1
Fretless 2	Horn Section 1	Digi EP Hard	Clarinet	Heater Pad	Harpish 2	K1 Polysynth 2
Hybrid Slap	Horn Section 2	Digi EP Soft	Com Da Flute	Impending Five	Indian Town	K1 Polysynth 3
K1 Analog Bass	Jump Out	Doors Keys Hard	Flute Stack	K1 Fifth Pad	Jam Cans	K1 Stack 1
Little Industry	K1 Soft Brass	Doors Keys Soft	Hoarse Square	Kawahi	Jazz Pluck	Keysweep
Mutatack	Key Horn	Electric Grand	K1 Flute Attack	Klangz	K1 6 String	Lucky Man
NoisHit Bass	Lotsa Horns	Fanatomy Nth	K1 Flute Tremolo	Opening	K1 12 String	Miami
Octa Pluck	Muted Trumpets	Fuzz Clav	K1 Harmonica	Psycho Pad	Middle East	Noisynth
Quick Strike	Nasty Brass	Grand Harp	K1 Oboe	Repower Pad	Mutedist	Poly Plus
Slappy Funk 1	OBrass	Gritty Clav	Mariachi	Rocket Pad	Pizzicatish	Power StackK1
Slappy Funk 2	Personnal Brass	Hard FM Keys	Multiple Tongue	Shadow Legend	Pluck N Strings	PPGee
Techno Fake	Sexy Sax	Hot Tines	Nomads	Under Pressure	Plug Organic	Razor Edge
Tiny Slap	Tenor Sax	K1 Harpsichord 1	Pan Flute 1	Velocipad	Ragga Syn	Reflexion
Trash Slap	Trumpet Solo	K1 Sun Keys	Pan Flute 2	Vibrant Pad	Repeater	Saturn
	Trumpet SoloSec	K1-Harpsichord 2	Reedy		Short Frog	Square Mood
	Unison Brass	K1-So Real	Scie Musicale		Sitar 1	Stack Mix
<b>Bells</b>		K1lavinet 1	Space Ninja	<b>Pitched Perc</b>	Sitar 2	Syn Stack 1
Bells		K1lavinet 2	Toy Mix	Barrel	Skinny Pluck 1	Syn Stack 2
Bell Air	<b>FX</b>	Key Acoustic 1	Whistle	Bottles	Skinny Pluck 2	Synth Airy
Brite Vibes	Falling Vox	Key Acoustic 2	Woodwinds	Doc Harrt	Skinny Pluck 3	Synth K1
Chime Keys	Fivibrant	Key Acoustic 3	Zulu Bu	Glocken	Skinny Pluck 4	Tiny Tutty
China Metal	Fred Hit	Klawurly		Islander	Slap Backkeys	Tubbsyn
Clarity	Granular Gong	Kristal Chord	<b>Organs</b>	Jah Man 1	Snore Box	Velvet Synth
Devel Bell	Hidden Treasure	Layerrhodes	Organs	Jah Man 2	Soft Banjo	Violead
Dream Road	Holloween	MKS Like	Argent	Joke Ali	Space Banjo	World Hit
Good Morning	Insectitude	Palacial	Carou Vox	K1 Steel Drums	Stratos 1	World Stack
Hasma Bells	K1 Slap Back	Plain Keys	Deep Purple	K1limba	Stratos 2	
Hello Kitty	Kastle Kast	Pure Clav	Glass Organ	K1low Bell	Stratos 3	<b>Voices</b>
Ice Land	Loop Waves 1	Space Baroque	Hamm World	Kalyre Sin	Stratos 4	Breath Strings
Jans Theme	Loop Waves 2	Space Tines	House Organ	Kettle Drums	Stratos 5	Cosmic
K1 FX Bells 1	Mark Tree Hard	Spiraletti	K1 Jazz Organ 1	Klank Perc	Syn Oud	Fivocal
K1 FX Bells 2	Mark Tree Soft	Split Ancient	K1 Jazz Organ 2	Knock Wood		Gaby Voxy
K1 Tubular	Metal Mode	StackK1 Keys 1	K1 Tutti 1	Malimba		K1 Bell Choir
K1 Vibes	Mystery Air	StackK1 Keys 2	K1 Tutti 2	Mallet Keys	<b>Strings</b>	K1 Choirs 1
K1rillon	Native Bali	Stacklav	K1trousel	Marimba	Cellos Bowed	K1 Choirs 3
Krystal	Pitch Down	Steel Keys	K1thedral	Metal Wood	Cellos Slowed	K1 Choirs 2
On The Hour	Predator	Supatransp	Less Lee	Musik Box	Chorus Strings	K1 Little Ahhs
Pacific Bells	Sea Tron	Uprightish	Nino Rota	Paper Box	Grunge Marcato	K1 Little Ahhssso
Partial	Shimmering	Wire Box	One Nine Nine	Ring Modded	Hit And Ensemble	Karate Kid
Rogers	Super Jet	Wurl One	Organ Attack	Shaka Uzu	Hybrid Violin	Lucy
Sahara	Synth Perks	Wurl Two	Perk Organ	Xylimba	K1 Mello Strings	Naked Eye
Spiritual	Terminator		Phantom		Moon Racker	New York 80
Square Bell	There For		Red Onions		Orchestack 1	Overture
Stacc Heaven	Touch After		Touch Organ		Orchestack 2	Peacefull
String My Bell	Two Moon Sky		Vox Jaguar		Over Analog	Portman
Synth Chime	Warp Drive				Pizz And Ensemble	Return Home
Syntubul	Water Drama				Raw Power	Shimmering
Vocal Five	Wind Noise 1				Slow Ensemble 1	SoundtrackK1
Vocal Six	Wind Noise 2				Slow Ensemble 2	Spiritual
Vox Bells	Wind Noise 3				Soft Ensemble	Star Choir
					Stravinsky	Syn Voices
					Strgs Flanged	Visitors
					String Oct 2	Voices
					Strings Oct 1	Vox Attack
					Tape Frame	

## Presets - 02 K3

Bass	Brass	Keys	Misc	Pluck	Strings	Waveforms
Double B	Factory Slow Brass	Digital Clav 1	Classy Flutty	Factory Balafon	Analog Classic	K3 Wave 01
Eighties K3	Factory Syn Orch	Digital Clav 2	Factory Syn Flute	Factory Soft Pluck	Cellophane	K3 Wave 02
Electric 1	Filter Env Slow	Dyno One	Harmoniglass	Factory Wood Xylo	Factory Ana Strings 1	K3 Wave 03
Electric 2	Five K	Dyno Two	K3 Harmonica	Guit Five	Factory Ana Strings 2	K3 Wave 04
Electric 3	Jupiterish	Factory Clavinet	K3 Whistle	Guitarish	Factory Slow Strings	K3 Wave 05
Factory Syn Bass	Kobie One	Factory CP Like 1	Kornemuse	Hybrid Wurl	Fiddle	K3 Wave 06
Funk Soft	Large Brass	Factory CP Like 2	Large Caroussel	K3oto	Jarre Mood 1	K3 Wave 07
Hybrid GT	Muted Prophet	Factory Digikeys 1	Noise Flute 1	Klavinet	Jarre Mood 2	K3 Wave 08
Pizz Bass	Obie Five	Factory Digikeys 2	Noise Flute 2	Pluck Harps	Jarre Mood 3	K3 Wave 09
Rich Bass	Orch Brass Dark	Factory Digikeys 3	Ocarina Time 1	Pluck Soft	Omnious	K3 Wave 10
Round Funk	Orch Brass High	Factory Digikeys 4	Ocarina Time 2	Pluck String	Orchestra 1	K3 Wave 11
Short Cake	Pan Brass	Factory Digikeys 5	Parasitube	Pop K3orn	Orchestra 2	K3 Wave 12
Short Low	Plastic Brass	Factory EP 1	Pipo Synth	Popzicatorn	Plain Strings	K3 Wave 13
Space Drone	Prophet Fusion	Factory EP 2	Purity	Port Guit	Powerlina	K3 Wave 14
Square Funk	Rich Brass	Factory EP 3	Space Accordion	Porta Marimba	Pure Strings	K3 Wave 15
Sweep Sub	Rising	Factory EP 4	Synth Oboe	Road Pluck	Soft Attack 1	K3 Wave 16
Synth Acoustic	Sax Thing	Factory Hybrid EP	Synth Piccolo	Spire Keys	Soft Attack 2	K3 Wave 17
Synth Digital	Singing Trumpet	Factory Wurlie		Square Short	Soft Attack 3	K3 Wave 18
Synth Large	Single Brass	Fivinet		Steady Pluck	Soft Strings	K3 Wave 19
Toto	Skinny Sax	Hardyno	<b>Organ</b>	Thin Guit	Soline AK	K3 Wave 20
	Soft Obie 1	Harpischord	Cathedral	Thin Pluck 1	Solo String	K3 Wave 21
<b>Bells</b>	Soft Obie 2	K3lavinet 1	Chamalorgan	Thin Pluck 2	Warm Strings	K3 Wave 22
Digital Bell 1	Softy Sofa	K3lavinet 2	Digital Organ	Thin Pluck 3		K3 Wave 23
Digital Bell 2	Solo French Horn	K3lavinet 3	Factory Big B3	Xylo Partial		K3 Wave 24
Digital Bell 3	Sonic Brass 1	Little Tine	Factory Jazzy B		<b>Vocal</b>	K3 Wave 25
Factory Carillon	Sonic Brass 2	Love RnB 1	Factory Pipe Organ		Fair Light	K3 Wave 26
Factory High Bells	Sweep OB	Love RnB 2	Factory Pop Organ		Fakoirs 1	K3 Wave 27
Factory Syn Bells	Syn Trumpet 1	Power Tines	Far Feez		Fakoirs 2	K3 Wave 28
Factory Tiny Bells	Syn Trumpet 2	Road Crystal	Fast Rotary		Formant Keys	K3 Wave 29
Glassic	Synth Basic High	Road High Bend	Flutorgan		Koirs	K3 Wave 30
K3 Chimes	Synth Basic Low	Sehr Digital 1	Harmonium		Mello Koir	K3 Wave 31
K Bells	Thin Section	Sehr Digital 2	Horrorgan		Slow Formant	
Molasson	Tuba French	Soft Clav	Jazz Mood		Solensemble	
MusiK3 Box	TV Brass	Soft EP 1	Magic Full		Space Voc	<b>Xtra Mono Waves</b>
Orgabelle	Warm Attack	Soft EP 2	Magic Low		Talking K3	K3 Wave Solo 01
Palace		Soft EP 3	Magic Soft		Vocal Bell	K3 Wave Solo 02
Petite Bell	<b>FX</b>	Soft Warm EP	Organother		Voice Ensemble	K3 Wave Solo 03
Plus Canal	Factory Take Off	Solid EP 1	Perc Only		Vokeys	K3 Wave Solo 04
Poly Bells	Falling Down	Solid EP 2	Plein Jeux			K3 Wave Solo 05
PPG Classic	K3R3	Solid EP 3	Smooth Phase			K3 Wave Solo 06
Ring My Short	Moskitox 1	Sparkling EP 1	Soft Click			K3 Wave Solo 07
Soft Bell	Moskitox 2	Sparkling EP 2	Soft Organ			K3 Wave Solo 08
Soft Digital	Noise Tom	Stab Keys	Space Church			K3 Wave Solo 09
Thin Component	Porta Up	Synth CP70	Static Organ			K3 Wave Solo 10
Tri Bells 1	Provence	Synth Harpsy	Super Basic			K3 Wave Solo 11
Tri Bells 2	Randomverse	Synth Wurl	Vintage Org			K3 Wave Solo 12
Tubul Art 1	SAS Door	Thin Clav 1				K3 Wave Solo 13
Tubul Art 2	Take Off	Thin Clav 2	<b>Pads</b>			K3 Wave Solo 14
Wavetabell	Tom Syn	Tinology	Analogia			K3 Wave Solo 15
		Velourhodes	Beauty Moon			K3 Wave Solo 16
		Wurl Hypster	Down Side			K3 Wave Solo 17
			Factory Ice Pad			K3 Wave Solo 18
			Factory Organ Pad			K3 Wave Solo 19
			Glassical			K3 Wave Solo 20
			Key Mod Pad			K3 Wave Solo 21
			Lil Phase			K3 Wave Solo 22
			Mayhem Filter			K3 Wave Solo 23
			Mood Analog			K3 Wave Solo 24
			Open Moon			K3 Wave Solo 25
			Organic Square			K3 Wave Solo 26
			Paradigm Dug			K3 Wave Solo 27
			PNLabs 1			K3 Wave Solo 28
			PNLabs 2			K3 Wave Solo 29
			Soft Horns 1			K3 Wave Solo 30
			Soft Horns 2			K3 Wave Solo 31
			Soft Power			
			Square Sweep			
			Time Zone			

## Presets - 03 K4

Bass	Brass	Keys	Pads	Pitched Perc	Strings	Voices
Contrabass	Anna Wash	Analog EP 1	Beauty K4	Afro Mallet	Arco Strings	Air Voices
Flat Earth	Brass In 5th	Analog EP 2	Belle Pad	Aquarius	Bach Us	Escapade
House Bass	MajestiK4 Long	Deluxe EP	Closing	Art of Noise	K4 Stringed	Gens Sis
K4 Synth Bass	MajestiK4 Short	Dual Keys	Creator Bed	Bottle Brush	K4 Symphony	Harmo Voice
Memory Bass	My Soft Brass	Effervescence	Game On	Drumming	OrK4stra	Just Dreaming
Mini Bass 1	OB Poly 5	Electric Grand	K4 Analog Pad	Dulcimerish	Rosi Ensemble	K4 Voices
Mini Bass 2	Obie Bright	Fair Harpsichord	K4 Warm Pad	K4 Xylophone	String Orchestra	Levitation
Nize Baze	Obie Dark	Farfiza	Mello Pad 1	Mallimba	Warm Strings 1	Natural
PickK4 Bass	Pressure	FM Tines	Mello Pad 2	Maytronix Long	Warm Strings 2	New Galaxy
Round Bass	Rez Brass K4	Glass EP	Pad Tinium	Maytronix Short		Planetarium
Seq Bass 1	Stacc 4 Brass	Groovy Organ	Press Pad	More Area		Ruby Vox
Seq Bass 2	Super K4X	Hamm Mel	Pretty Elf	Tropico	<b>Synth</b>	Tritonish
Slap Bass Basic	Wrapped Long	K4 Chapelle	Pulse Pad	Wooden	Analosyn	Vangelish
Slap Bass Flange	Wrapped Short	K4lavinet 1	Push Pad	Yannish	Andromeda	Voices Stacc
Vibra Sub	Your Jump	K4lavinet 2	Rubicon	Zimba Vibes	Anthem 1	
		K4lavinet 3	Sonic Body		Anthem 2	
		Old Suitcase	Super Bow		Clean Sweep	<b>Winds</b>
		Pulse Cutter	The Dark		Kore Poly	Drifter
		Rock CP70	Weightless	<b>Pluck</b>	Lead Me	K4 Bottle Bright
		Rock Organ		Anther Pluck	Long Sweep	K4 Bottle Dark
		Sunday 1		Clean Strat	Plate Solo	K4 Bottle Short
		Sunday 2		FolkK4 Guitar	Poly Fast Env	K4 Flute 1
		Sunday 3		FunK4 Pulse	Profitable	K4 Flute 2
				Impluck	Pulse O Lead	K4 Whistle 1
				K4 12 String	Reso 5th	K4 Whistle 2
				K4oto 1	Saw Sweep	Moon Child
				K4oto 2	Square Face	Stax Wood Long
				Korea	Squeezzy	Stax Wood Short
				Metal Harp	Sweep Down	Sympho Short
				Mooger	Taurus 1	
				Muted Guit	Taurus 2	
				Muted Pulse	Vogue En	
				Neapoli		
				Pluck Ana Short		
				Rabb Hit		
				Square Pop Corn		
				Tight Pulse		
				Velo Pluck		

# Presets - 04 K5

## Bass

Addcoustic  
Addigital  
Boss Bass  
Digital Slap 1  
Digital Slap 2  
DX K5 Bass  
Elek5tric  
Formant Bass  
Only Bass  
PPG Bass  
Rezadditive  
Stand Up  
Upright K5  
W Bass Long

## Bells

5 Little One  
K5 Shimmer  
Long Bells  
MagiK5  
Mel Bells  
Moon Dust Hard  
Moon Dust Soft  
Padus Bellus  
Tubadittive  
Inharmonic  
Vibraphonic  
Wine Glass

## Brass

Brass Ditive 1  
Brass Ditive 2  
FM Add Brass  
Hybradd Brass  
K5 Medium Brass  
K5 Soft Brass  
K5 Trumpets  
Syn Add Brass 1  
Syn Add Brass 2  
Tenor Twenty

## FX

Biggy Kick  
Bladd Runner  
Bubbles  
Harmonix  
K5 Power Up  
Night Ditive  
Scientist  
Slap Stick  
Snarish Long  
Snarish Short  
Space KR8  
SpocK5

## Keys

Additive Keys 1  
Additive Keys 2  
Additive Keys 3  
Digital K5eys  
Harpsi Add  
K5 Dyno Road 1  
K5 Dyno Road 2  
K5 Dyno Road 3  
K5 Surprise 1  
K5 Surprise 2  
K5lavinet  
Ray Reeds  
Tremo K5  
Wourli

## Misc

Addcordion 1  
Addcordion 2  
Big Winds  
Cheez Oboe  
Flutadd  
Glasslow  
HarmoniK5a  
K5larinet  
Mello Flutron

## Organ

Bee Three  
Digi Anna  
DrakSula  
Gling Organ  
K5 Chapelle  
K5thedral  
Orgabelle  
Rock5 Organ  
Super Leslie  
Theatre Organ

## Pads

Dig Wanna  
Ethereal  
Fix Pad  
Ice Add  
K5 Cello  
K5 Glass Pad 1  
K5 Glass Pad 2  
K5 Violin  
Large Strings  
Lil Strings  
OrganiK5 Pad  
Padditive  
Sweep Time  
Xmas Bed

## Pluck

An Jya  
Balinese  
Celeste  
Harpditive  
Impulsion  
K5 Steel Drums  
Marimbadd 1  
Marimbadd 2  
Spinet Pluck  
Sythar  
Toys EP  
Xyloff

## Synth

Electric City  
K5 Polead 1  
K5 Polead 2  
Koreadd  
KTO Rhino  
Moogy Square 1  
Moogy Square 2  
Polar Coil  
Porta Synth  
Synthar  
Versatil 1  
Versatil 2

## Vocals

Air Long  
Chiff Fit  
Female Vox  
Humana  
K5 Voices 1  
K5 Voices 2  
Slow Fair  
Soft Ahhs  
Sopranos  
Stackoir  
Tiny Tron

# Presets - 05 Multis

## 01 Pop - New Wave

01 Pop - New Wave  
Check Up  
Active Bell  
Algorithmic  
Bass Groove  
Body Move  
City Fever  
City Shake  
Cut Brass  
Deaf Emperor  
Deep Giorgio  
Discolette  
Early Morning  
Electrolite  
Enjoy  
Equinox  
Explorer  
Fashion Victim  
Fast Enough  
Feeling Real  
Gadget  
Gentle Rapper  
Got You  
Happiness  
Honky Tonky  
Joke Aside  
Jumpin  
Lollipops  
Muted Feeling  
Neon Glow  
New Home  
Night Drive  
Nitrogen  
No Casio  
Pardon Sky  
Polish Way  
Pop Block  
Roller Coaster  
Runnin  
Secret Sauce  
Slow RnB  
Space Car  
Straight Lines  
The Hills  
Vocobeat

## 02 Modern Electronic

Alphabetic  
Anthem Beat  
Antique Rim  
Arcadia Heat  
Boiler  
Break It Down  
Cheaky Cheaky  
Cheesco  
Chorda Saw  
Chuch Pattern  
Club Downstairs  
Clubberz  
Dark Grooves  
Deep Feeling  
Delirium  
Desert Groove  
Diplo  
Double Dutch  
Drillerz  
Euphoria  
Ex Machina  
Exploring  
Forest Life  
Glowing Up  
Grand Slow  
Half Day  
Half Time  
House Basic  
House Party  
Hypothermic  
Indigo Go  
Indus Trial  
Let It Roll  
Loud Beat  
Low Syrup  
Mantinee  
Masons  
Minimalist  
Minor Montage  
Motion Capture  
Odd Party Drop  
Papy Mucho  
Primavera  
Queens Shake  
Retrowave  
Shadows  
Shuffling  
Slappy Happy  
Slow Beat  
Slow Summer  
Step One  
Straight Tech  
Techno Lava  
Trappist 1  
Trappist 2  
UK Garage  
Victorious  
Wrapped

## 03 Electro Funk

Chicago Cheddar  
Filter Funk  
Green Bubble  
Mars Industry  
Mister Speaker  
Muddy Groovy  
Nineties  
Onward  
Organ Beast  
Raspberry  
Risky Business  
Rock It  
Roller Boots  
Rollins  
Space Drive  
Star Maniac  
Subway  
Timeless  
Unbeating  
Wedding Crashers

## 04 Lo-Fi

Basic Groove  
Boatonic  
Bubblegum  
Chill Con  
Chill Wave  
Coin OP  
Counting  
Feed The Back  
Groove Extreme  
Key Beat  
Midnight  
Platformer  
Silly Game  
Stringfellow  
Thinking  
Uptown  
Whale Call

## 05 Machine Explorations

Ancient Ether  
Blueprint  
Death Loop  
Frosted Breakfast  
Islander  
Japan Delight  
Lost Distorsion  
Nuclear Reactor  
Renegade  
Spacewalk  
Street Crush  
Strings and Bells  
Travel by Starlight  
Unsettling  
Unstable  
UV Mode

## 06 Sampler Percussions

Battle Preparation  
Bazaar  
Cells  
Cinematica  
Conga Roll  
Cooking  
Council  
Dharma  
Far Away  
Flute Territory  
Foggy Ambiance  
Game Perc  
H8ight  
Metallica  
Moleskine  
Organic Scifi Slaps  
Pan Metal  
Shaker Factory  
Shuffle Shake  
Slow Steady  
Sneaky Time  
Timpani Groove  
Tribes  
Weird Tops  
Wooden Story

# Presets - Arpeggiator

\_Init Arpeggiator  
\_Init Phraser

## Basslines

Aggressive  
Basic 1  
Basic 2  
Basic 3  
Basic 4  
Driving  
Fingerpick  
Happy  
Moving  
Punchy Synth Bass  
Reso Synth Line  
Slappy  
Sub Line  
Synth Pluck

## Chords

4X4  
Bed  
Dual Keys  
Funky  
Groovy  
Harmony  
Piano Party  
Quasi Delay  
Ricochet  
Slow Gangsta  
Soft Chords

## Instrument Phrases

Bonanza  
Clouds  
Flux  
Light Anticipations  
Minor Affair  
Nocturnal  
Serene  
Short Notes  
Tie Octaved  
Triplet Slow

## Bended Sequences

Bass Up  
Bend Bass  
Catchy  
Chord and Roll  
Groove Bend  
Kairos  
Melodown  
Notes and Chords  
Octaves  
Reso Bend

## Pure Arpeggios









Acceleration  
Almost Melody  
Basic Down  
Basic Up  
Fast  
Guitar and Release  
Jump and Link  
Pendulum  
Phraseggio  
Sparse  
Trills  
Waves



## Links

---

### UVI

Home . . . . .	<a href="http://uvi.net/">uvi.net/</a> 
UVI Portal. . . . .	<a href="http://uvi.net/uvi-portal">uvi.net/uvi-portal</a> 
Soundbank Installation Guide . . . . .	<a href="#">installing_uvi_soundbanks_en.pdf</a> 
UVI Workstation User Guide . . . . .	<a href="#">uviworkstation_user_guide_en.pdf</a> 
Your Registered Product Serial Numbers and Download Links. . . . .	<a href="http://uvi.net/my-products">uvi.net/my-products</a> 
FAQ . . . . .	<a href="http://uvi.net/faq">uvi.net/faq</a> 
Tutorial and Demo Videos . . . . .	<a href="http://youtube.com/">youtube.com/</a> 
Support . . . . .	<a href="http://support.uvi.net">support.uvi.net</a> 

### iLok

Home . . . . .	<a href="http://ilok.com/">ilok.com/</a> 
iLok License Manager . . . . .	<a href="http://ilok.com/ilm.html">ilok.com/ilm.html</a> 
FAQ . . . . .	<a href="http://ilok.com/supportfaq">ilok.com/supportfaq</a> 

# KAWAI

## VINTAGE LEGACY

### Credits and Thanks

#### Produced by UVI

#### Recording / Editing / Sound Design

Vincenzo Bellanova	Tanguy Destré	Alain Etchart
Corentin Folde	Théo Gallienne	Carlo De Gregorio
Kévin Guilhaumou	Clément l'Hôte	Thomas Kowalski
Rob Mitchell	Floriane Palmkrantz	Nate Raubenheimer
Nathaniel Reeves	Emeric Tschambser	Damien Vallet
	Dov Waterman	

#### Software + Scripting

Thomas Kowalski  
Rémy Muller  
Olivier Tristan

#### GUI

Nathaniel Reeves

#### Documents

Nathaniel Reeves  
Kai Tomita

#### Special Thanks

Masafumi Minowa @ KAWAI  
Kohtaro Ilimura @ KAWAI



UVI.NET